



On the
Water
Designs

Pole Docks
Designer Series



***Dock Designs As Unique
As Your Waterfront***



www.OnTheWaterDesigns.com

Pole Docks

Designer Series

Designer Series Pole Docks, the cornerstone of On the Water Designs, are hand crafted by experienced welders using the highest quality Canadian materials at our factory in Muskoka. Each section utilizes marine-grade aluminum framing and stainless steel fasteners to ensure a completely rust free design. Pole docks are ideal for shallow water and clients looking for security and stability in a dock.

Do you have a growing family? Our docks can be reconfigured and expanded to be as enjoyable in the future as it is in the first year.

Custom sizes and flexible design features allow for additional flexibility where needed. All frames* include decking support stringers every 16" allowing for almost any choice of decking both now and in the future. Our exclusive deck panel clips clamp decking securely to the frame giving peace of mind in rough conditions.

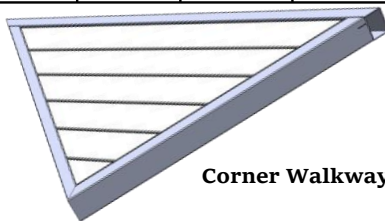
*4' wide frames span 24" unless sold with PVC"



All Pole Docks Include:

- ✓ Frame & Decking (If Purchased)
- ✓ Foot Pads & Pole Caps
- ✓ Connecting Fasteners
- ✓ 10 Year Welded Frame Warranty

Size		Dock				Ramp			
		No Decking	Micro Pro PT	Western Red Cedar	PVC Endeck / Thruflow	No Decking	Micro Pro PT	Western Red Cedar	PVC Endeck / Thruflow
4'	10'	\$950	\$1,650	\$1,900	\$2,100	\$850	\$1,500	\$1,750	\$2,000
		17-966	17-200	17-897	17-698	17-760	17-100	17-191	17-986
	15'	1,350	2,350	2,800	3,050	1,450	2,600	3,000	3,000
		17-111	17-752	17-765	17-944	17-121	17-307	17-338	17-620
	20'	1,800	3,100	3,600	4,000	2,050	3,500	4,100	4,100
		17-682	17-534	17-320	17-495	17-981	17-641	17-960	17-302
6'	10'	1,300	2,150	2,450	2,700	1,150	1,950	2,300	2,400
		17-687	17-576	17-885	17-429	17-721	17-697	17-475	17-793
	15'	1,600	3,050	3,550	3,950	1,700	3,200	3,700	3,700
		17-831	17-946	17-751	17-613	17-849	17-188	17-637	17-134
	20'	2,200	4,000	4,700	5,200	2,500	4,350	5,100	5,200
		17-249	17-413	17-421	17-593	17-645	17-470	17-515	17-958
8'	10'	1,600	3,000	3,450	3,800	1,350	3,800	3,250	3,600
		17-968	17-508	17-971	17-493	17-533	17-690	17-382	17-355
	15'	2,200	4,150	4,750	5,250	1,950	4,200	4,800	5,250
		17-650	17-685	17-364	17-710	17-265	17-895	17-673	17-108
	20'	2,900	5,250	6,050	6,700	2,400	5,650	6,600	7,400
		17-268	17-431	17-178	17-785	17-707	17-927	17-841	17-437
10'	10'	2,050	4,000	4,600	5,000	1,700	3,800	4,500	4,850
		17-928	17-240	17-373	17-931	17-970	17-469	17-342	17-400
	15'	2,750	5,500	6,300	6,700	2,250	5,200	6,000	6,400
		17-870	17-341	17-825	17-380	17-879	17-577	17-595	17-712
	20'	3,650	6,900	8,000	9,000	2,800	6,650	7,700	8,800
		17-583	17-376	17-296	17-120	17-987	17-542	17-492	17-313
Corner Walkway	3'	500	700	700	790				
		17-665	17-128	17-292	17-397				
	4'	550	800	800	890				
		17-713	17-293	17-852	17-474				
	5'	605	900	900	1,000				
		17-131	17-605	17-666	17-811				



Corner Walkway



Delivery & Installation is available through a professional 3rd party installation crew.

Delivery is \$150/HR one way. Installation is generally 10% - 13% and may change based on specific requirements.

All prices subject to change without notice. All measurements are approximate.

Pole Docks

Designer Series

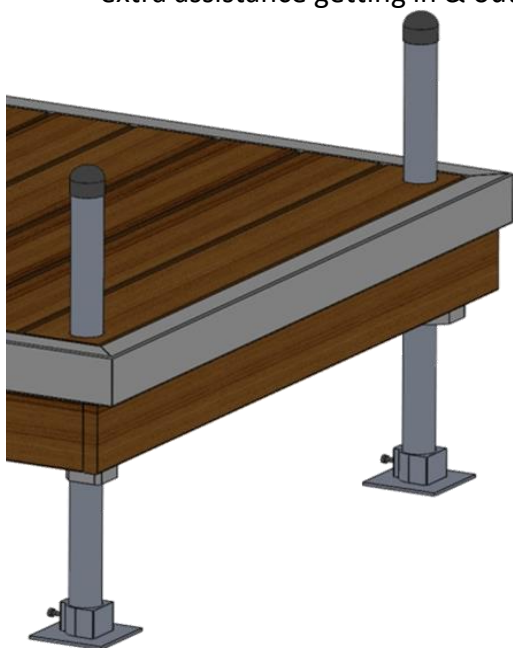


Pole Dock Options

Accessory Reinforcement	HD aluminum bracket welded below decking to reinforce cleats, mooring whips & flag poles	\$ 75.00			
		46-996			
HD Anchor Package For Pole Dock	Kit contains 175lb anchor, 2 cables, turnbuckles & fastening hardware	\$ 285.00			
		16-536			
Extra Leg Holder	Add leg holders where needed to complete your design. 2 are typically needed at the start of a system. Also used to create "L" shapes	\$ 75.00	\$ 95.00		
		Standard 46-343	Hidden 46-345		
Hidden Leg Upgrade	Dock Legs stay hidden below your decking for a clean appearance. Pole adjustment is limited to 8"	\$ 35.00	\$ 65.00		
		10' 16-616	15' & 20' 16-390		
Soft Bottom Solution	Sinking past your ankles? Use Large Feet Sinking to your shins? Use Patio Stones	\$ 35.00	\$ 14.00		
		Large Foot 46-390	Patio Stone 89-685		
Skirting (/ft)	Deck board running below dock frame adds an attractive natural finish and hides the gap between the dock and water	\$ 4.75	\$ 8.50	\$ 9.50	\$ 15.50
		Bracket Only 16-540	PT 16-541	Cedar 16-542	PVC 16-543
Anti-Sway Bar	Telescopic bar runs diagonally between two legs. Optional on 6' legs & recommended with 8' legs	\$ 90.00	\$ 100.00	\$ 110.00	\$ 120.00
		4' 46-284	6' 46-270	8' 46-852	10' 46-984
Aluminum Pole	1-1/2" Sched 40 marine grade aluminum pole. Anti-sway bars recommended where 8' poles are used	\$ 40.00	\$ 60.00	\$ 80.00	\$ 220.00
		4' 46-982	6' 46-928	8' 46-392	24' 46-579

Standard Leg Design

- ✓ Legs raised above decking can be used to tie up your boat
- ✓ Great for fluctuating water levels allowing you to raise & lower your dock the full height of the dock legs
- ✓ Can act as a support handle for people needing extra assistance getting in & out of boats



Why Choose Hidden Leg Upgrade:

- ✓ Poles hidden below decking is a cleaner look and more aesthetically pleasing
- ✓ Hidden leg eliminates unwanted hazard of dock legs protruding through decking
- ✓ Dock legs remain hidden under decking allowing more useable surface area
- ✓ Choose when dock height will not need to be adjusted more than 8"

Pole Docks

Designer Series

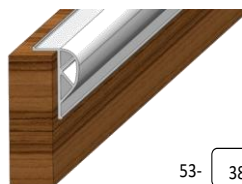
Docks Plus Temagami

6703 HWY 11 N

705-569-4600

docksplustemagami@gmail.com

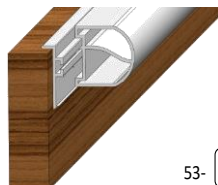
www.docksplustemagami.ca



\$65.00

53- 383 384

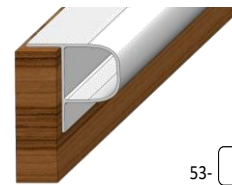
Heavy Slant P Bumper | 10'4" Length



\$100.00

53- 697

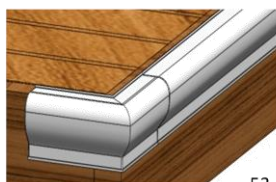
EZ-Glide Bumper & Track | 10'4" Length



\$95.00

53- 195 196

Single P Bumper | 8' Length



\$40.00

53- 382 946 947

Heavy Outside Corner



\$45.00

53- 593 919 969 970

Large Corner Bumper



Factory Install Bumper LB-359

\$25.00

Factory Install Corner LB-127

\$13.50

Bumper Screws (25pk) 68-720

\$7.19

Bumper Screws (100pk) 68-719

\$28.75



51-552 51-551 51-215

\$25.00

Install LB-948

\$14.50

6" Flip Up Cleat

Hardware Only 68-723

\$8.75



Premium Mooring Whips

	Capacity	Size
8'	2,500 lbs	\$ 385 52-443
12'	5,000 lbs	\$ 550 52-403
14'	10,000 lbs	\$ 635 52-208

Wake Watcher	3,500 lbs	\$ 575 52-318
--------------	-----------	------------------

Install Whips	\$ 40 LB-460
---------------	-----------------



Wake Watcher™



\$50.00

61-146

Premium Solar Light



\$55.00

61-426

Solar Dock Lite (2pk)



\$90.00


61-856

Solar Post Lite (2pk)



Water Entry Staircase

	Height	Grey
3 Step	24"-36"	\$ 745 50-867
4 Step	30"-42"	\$ 850 50-777
5 Step	36"-48"	\$ 962 50-845
6 Step	42"-54"	\$ 1,075 50-420
7 Step	48"-60"	\$ 1,185 50-223
8 Step	54"-66"	\$ 1,295 50-993
Measurements		
Inside Width		27.5"
Outside Width		31.5"
Railing Height		32"
Step Rise		7.5"



Straight Ladder

	Grey	Measurements
3 Step	\$ 425 54-361	ID 18" OD 20.5" Depth 5.5"
4 Step	\$ 455 54-397	Step Height 11"
5 Step	\$ 500 54-330	3 Step Lower Height 33"
Install Ladder	\$ 30 LB-681	4 Step Lower Height 44"
		5 Step Lower Height 55"



Angled Ladder

	Black	White	Grey	Measurements
3 Step	\$ 450 54-742	\$ 450 54-455	\$ 425 54-869	ID 18" OD 20.5"
4 Step	\$ 515 54-743	\$ 515 54-543	\$ 460 54-517	Step Height 11"
5 Step	\$ 575 54-744	\$ 575 54-350	\$ 500 54-708	3 Step Lower Height 33"
Install Ladder			\$ 30 LB-681	4 Step Lower Height 44"
				5 Step Lower Height 55"
				Angle 15°